

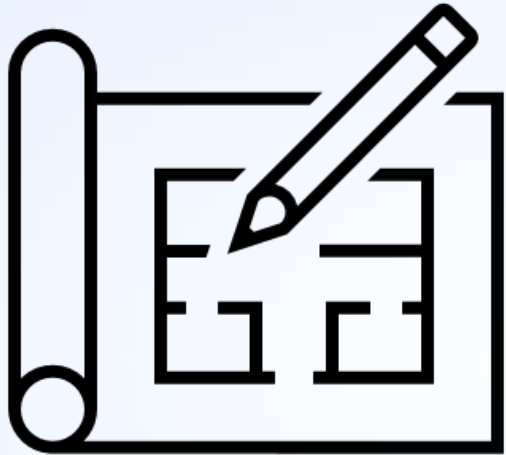
Webinar On

# AI Writing Agent and Step-By-Step Guides

Speake

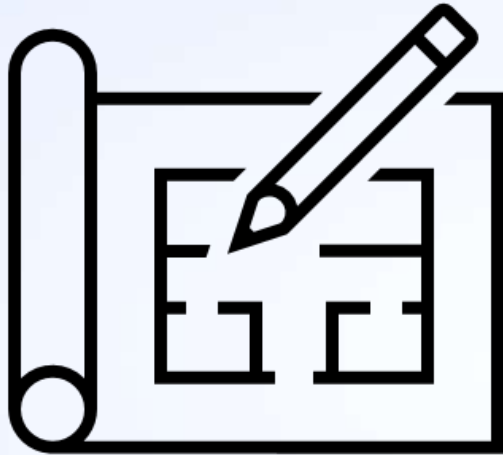
Kavin<sup>r</sup> Bharathi  
Senior Customer Success  
Specialist  
Document360

# AI Writing Agent




- **Faster drafting:** Generate entire articles from a simple prompt or knowledge source.
- **Custom style guides:** Maintain consistent tone, structure, and SEO across articles.
- **Flexible inputs:** Generate content from prompts, files, or knowledge base sources.
- **Improved quality:** Get suggestions for refinements and glossary terms after generation.

# Use cases



- The support team can exports ticket & queries and uploads them to Eddy AI for FAQ article.
- A product team launches biweekly feature updates. Earlier, release note creation took 4-6 hours. Now you can upload the meeting transcript or video
- Across Geographies, Tone and terminology often differ, With AI Style Guide in Eddy, all writers apply a unified tone, terminology.
- You reformat old articles by adding metadata, summaries, alt-texts, and tags—all generated by AI.

# Best Practices



- To generate an article with screenshots, the video length must be within 10 minutes.
- To generate an article without screenshots, the video length must be within 30 minutes. If the video exceeds this limit, an error message will appear during upload.
- The uploaded video must have clear, audible audio and visible screen interactions to ensure smooth article creation.
- Videos uploaded from the local storage will not be saved or stored in the Drive.
- YouTube videos are not supported due to API restrictions.
- The video must be in MP4 format and less than 500 MB.
- Supported formats for file uploads are: .txt / .mp3 / .docx / .doc

Questions ?

# Thank You!

